





Levelling supports for containers

www.robymaster.com



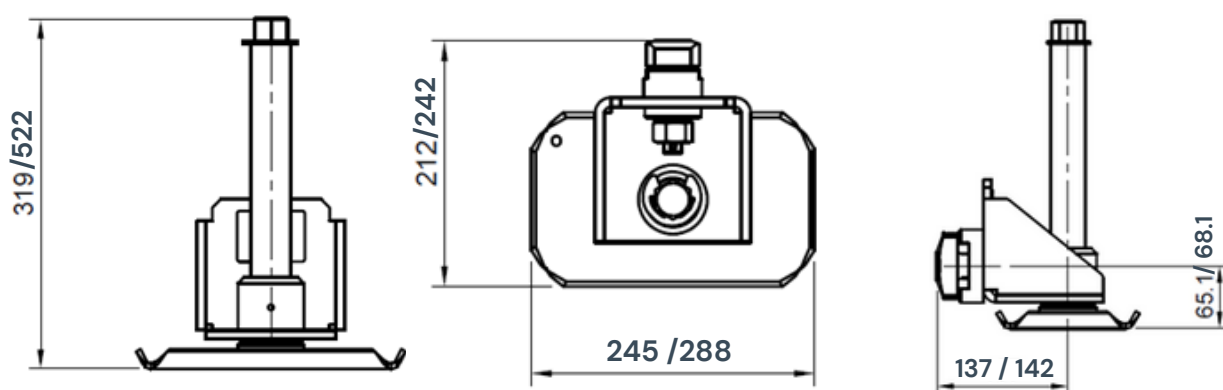
Levelling support SN01-10T/200/400

Robust manual spindle supports for precise levelling of containers or ground-level structures through ISO corners.



Technical data

Maximum load capacity in the system	10,000 kg
Maximum load capacity per support	5,000 kg
Overall height	319 / 522 mm
Lifting length	200 / 400 mm
Ground inclination	2°
Wind load	70 / 65 km/h
Stroke per spindle revolution	6 / 5 mm
Operating temperature range	-30°/+50°
Total system weight (4 supports)	37.80 / 54,8 kg
Colour	Standard RAL 3020 / other colours are available



All models are customizable. We are currently **developing new models.**

Stay tuned for upcoming products!!!

